

# Lunch Waste Audit

## You will need:

- Bags of rubbish collected from your school's canteen or lunch hall
- A tarp or sheet to protect the floor
- Gloves to protect your hands
- Tabards or aprons to protect your clothes
- A luggage scale (optional)




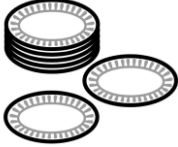
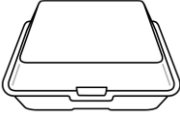



## How to carry out a Lunch Waste Audit:

1. Collect bagged rubbish from your school's canteen or lunch hall after you have had a lunch break and bring it somewhere you can make a bit of a mess. You can also collect a bag of rubbish from an area where pupils eat their packed lunches.
2. Have a chat about Health & Safety. Make sure everyone wears gloves and something to protect their clothes. Put a sheet or tarp down to protect the floor if you're inside. If you're outside, find a way to prevent rubbish blowing away and becoming litter.
3. Open the bags of rubbish one at a time, and survey the contents using the attached tally sheets. It might be helpful to sort each type of rubbish into piles so you can weigh them. You can use the same tally for all the rubbish, or do a separate sheet for each area, whichever suits you best.
4. When you have finished investigating types of rubbish, make sure you bag everything up and dispose of it properly. Recycle everything you can.
5. Wash your hands.
6. Using the data collected, have a think about the lunch-related waste in your school. Some questions to consider include:
  - How much waste should have been put in the recycling bin instead of the rubbish bin?
  - How much food that could have been eaten was put in the bin?
  - How much prepared food was not served (weight or number of meals)? What happens to this food? Could leftover food be shared?
  - What kinds of waste come from pupils' homes?
  - What kinds of waste come from our school's lunch service/canteen?
  - Which type of waste does our school produce the most of?
  - Who do we need to speak to if we want to campaign to reduce the amount of waste we produce? Pupils? Teachers and school staff? Canteen staff? Our local authority? Our local councillor or MSP?
8. You might want to repeat this audit following a waste minimisation campaign and compare the results to measure the difference you've made.









# Lunch Waste Audit

<b>School Name:</b>		
<b>Date:</b>		
<b>Who is carrying out the Waste Audit?</b>		
<b>Total amount of Waste collected</b>	<b>BAGS</b>	<b>KG</b>
<b>How much waste could have been recycled or composted?</b>	<b>RECYCLED</b>	<b>COMPOSTED</b>
<b>Area</b>	<b>Number of bags collected</b>	<b>Weight (kg)</b>
Dining Hall		
Other?		
Other?		
<b>Kinds of waste that come from pupils' homes</b>		
<b>Kinds of waste that come from school's lunch service</b>		





# Lunch Waste Audit

Category	Type	Count	Weight
Food and drinks containers and packaging	Plastic cutlery		
	Wooden cutlery		
	Metal cutlery		
	Paper takeaway boxes/plates		
	Plastic takeaway boxes/plates		
	Cling film		
	Paper cups		
	Compostable cups		

# Lunch Waste Audit

Category	Type	Count	Weight
Food and drinks containers and packaging	Single-use plastic cups		
	Plastic bottles		
	Glass bottles		
	Cans		
	Cartons		
	Straws		
	Sweetie and chocolate wrappers		
	Crisp/snack packets		

# Lunch Waste Audit

Category	Type		Count	Weight
Food and drinks containers and packaging	Pots (yogurt, pudding, etc)			
	Pouches (yogurt, pudding, etc)			
	Other?			
	Other?			
Food related waste	Unfinished food/meals			
	Fruit peels/cores	 apple core		
	Prepared food not served (ask the canteen or school staff for help with this answer, either in weight or number of meals)	