



Bat Field Guide



Stage: **P4-7**



Time: **1-2 hours**

Introduction: This activity is to create a Field Guide about a bat species from around the world. There over 1,400 species to choose from! Create a journal with an attractive cover and interesting facts about your bat species.

Materials

- Print out the template, this should be done double sided and flipped on short side
- Coloured paper (slightly larger than white paper, this will be your booklet cover)
- Colouring materials
- Scissors
- Stapler
- Ruler
- Computer and/or books for research

Research

- Chose a bat species
- Research your bat, use the template field guide to help know what to look for.
- Helpful sites for research

<https://www.bats.org.uk/>

<https://www.batcon.org/>

- The more facts and creativity the better but always double check your facts are correct!
- Take notes of facts in a word document or notebook for reference later

Writing Field Guide

Referring back to your research notes, fill out the template prompts on your bat species. All work should be written in your own words!

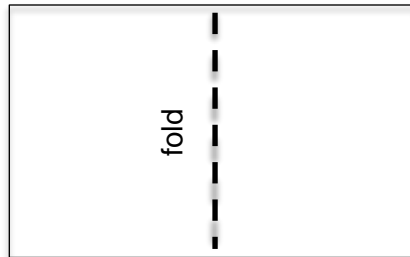
If you are

Tips for creating a great field guide,


- Print or draw photos of bats, habitat, food source and/or echolocation
- Include map of bat geographical location
- Draft your text before writing into your booklet

Make your journal

- Fold your coloured paper in half vertically
- Gather all your completed template print outs in,
- Order print outs with page 1 face down on the left side, followed by the next print out with page 3 face down on the left side. (See example piece)
- Once collected and ordered your print outs, fold in half vertically.



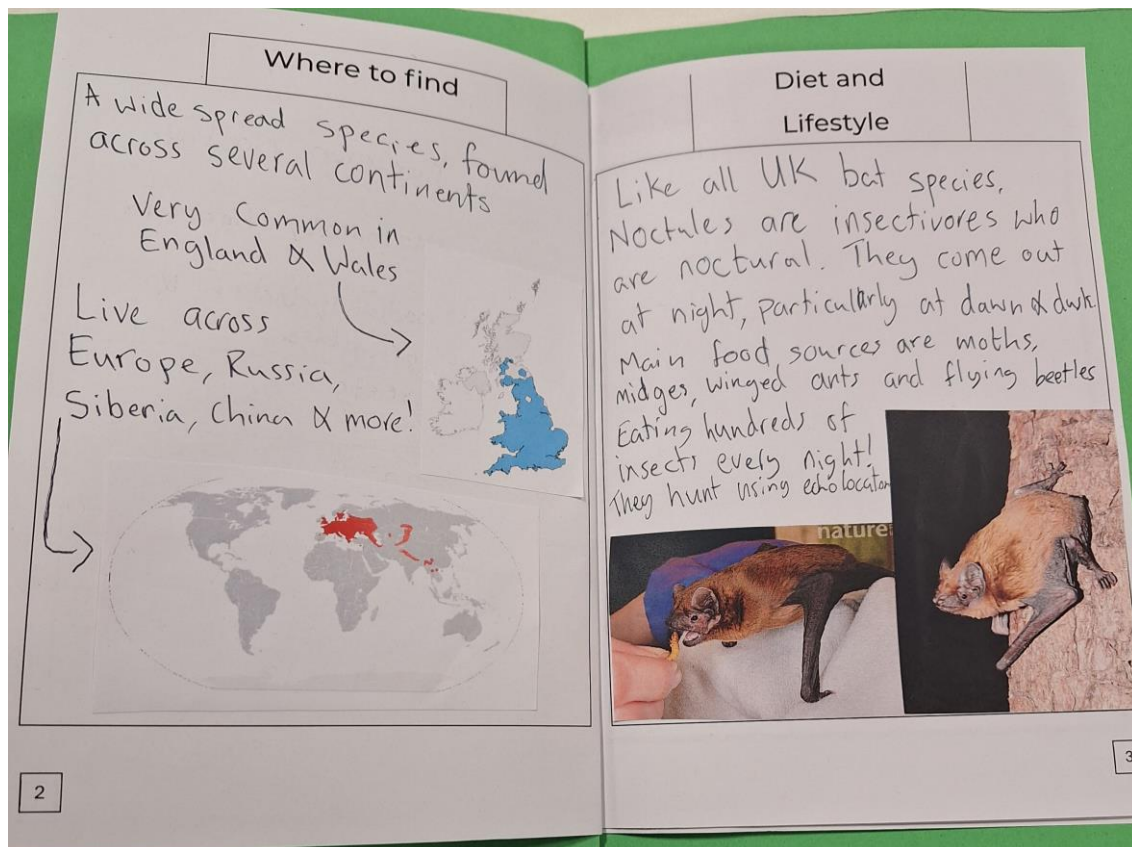
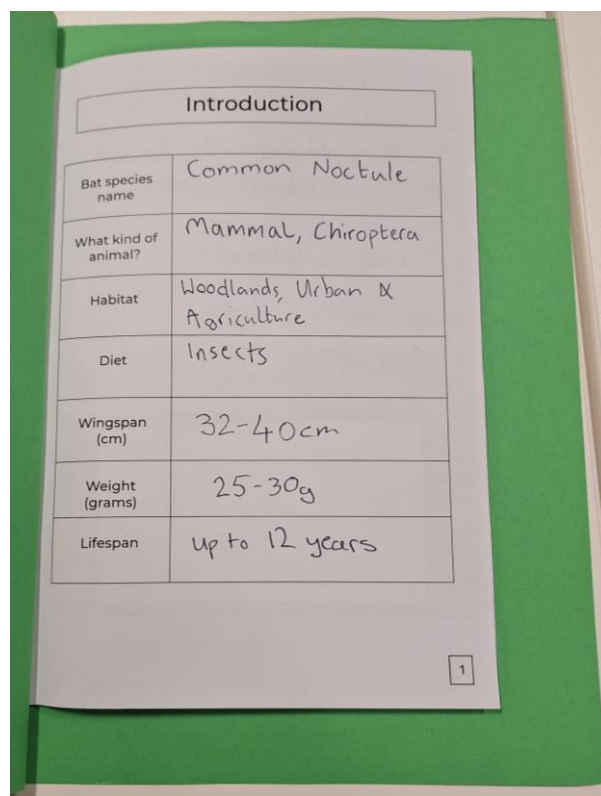
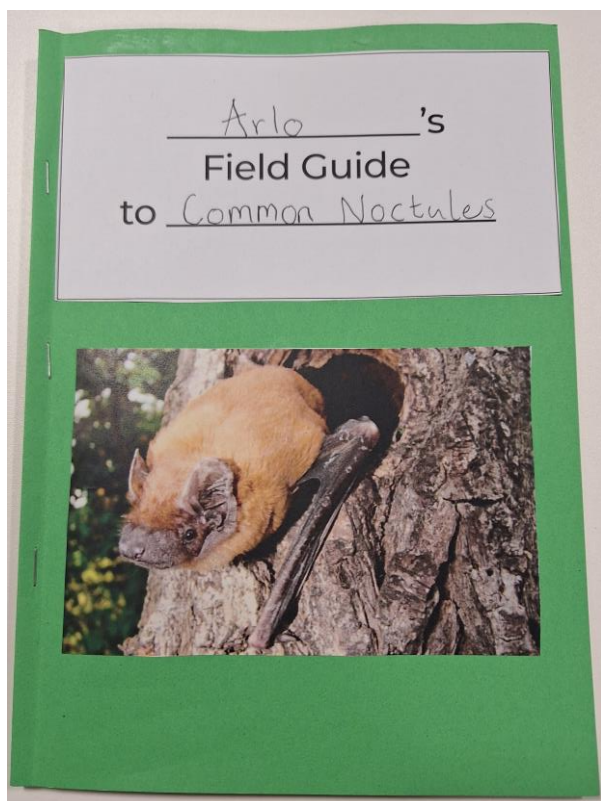
- Bring all paper together like a book with the coloured paper being the cover and staple three times a little in from the spine.

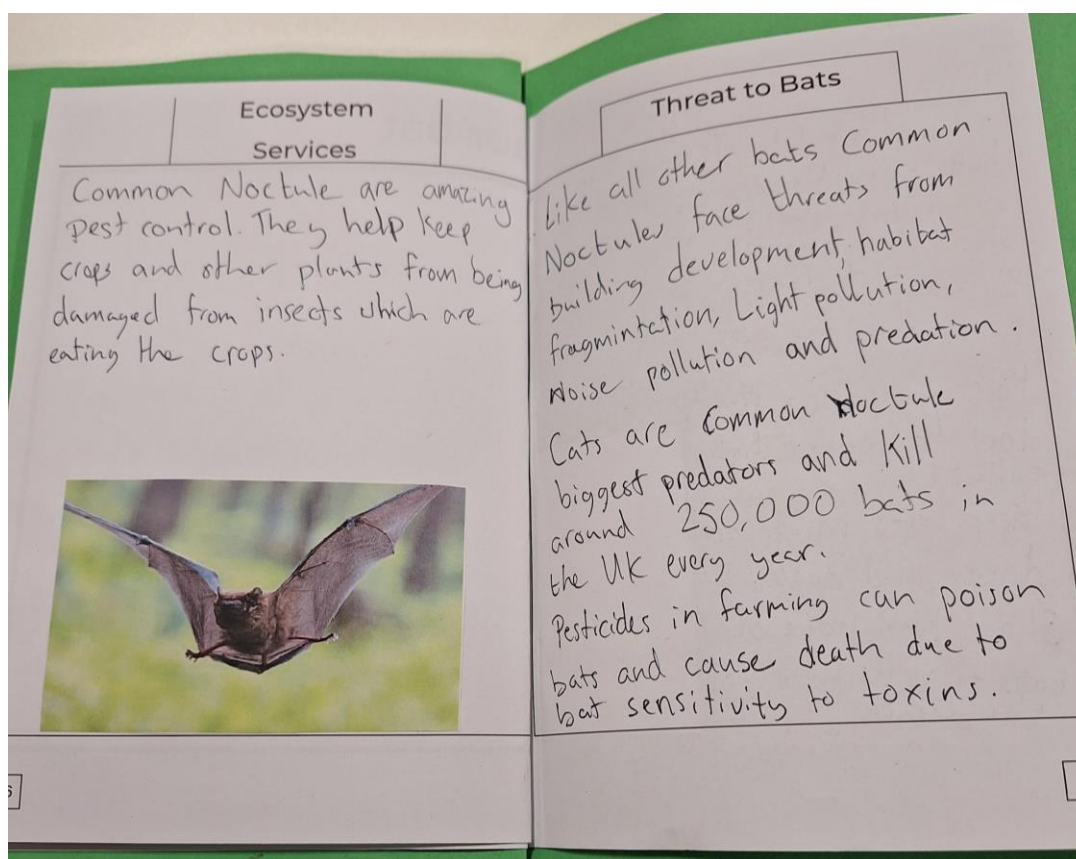


- Design an eye-catching cover for your fact field. Be creative draw a picture of your bat species, print off photos or cut out images from magazines. Remember to include a title and your name on the cover.



Example Field Guide





Link to Eco-School Topics



Say hello and share your work!

Show us your work so we can share it on
the coming lessons and the assembly

You can find us on all social media
platforms at:

@KSBScotland

Or email them at :

education@keepscotlandbeautiful.org

