



# Pocket Garden Stories 2019



Our Pocket Garden theme for 2019 was water and our changing climate. Designs included rain gardens for sustainable drainage, drought tolerant gardens, wetland gardens and coastal gardens.

A Pocket Garden is a miniature garden that uses edible plants, plants that attract wildlife, and that reuses something which would otherwise have been thrown away.

Each year, we invite young people from schools across Scotland to send in their designs for a colourful and exciting environmentally friendly, pocket-sized garden. Pupils who send in the winning designs are then invited to build and grow their gardens to display.

[Winner: 2019 My Favourite Garden Public Vote](#)

Families Growing Together and Noblehill Primary School

[Winner: 2019 One Planet Picnic Theme](#)

Bun-Sgoil Stafainn

[Winner: 2019 Best Garden for Water](#)

Hermitage Academy

[Winner: 2019 Best Garden for Wildlife](#)

Noblehill Primary School

# Anna Ritchie School



This Pocket Garden is a **Wetland or Fresh Water Margin Garden**. These designs are inspired by the flowing water of a torrential mountain burn, the still waters of our lochs and lochans or Scotland's wetlands where the ground holds the water like a sponge in bogs, fens, marshes and wetland meadows. Wetlands help to filter and clean our fresh water, reduce flooding and store huge amounts of carbon as well as supporting wildlife.

A stream tumbles down a waterfall and flows past woodland trees, meadow flowers, field crops and a vegetable garden bordered by an herb hedge. Just like the water cycle, the water flow here is created by solar power. A mountain stream, powered by a solar pump, flows down to a loch. The plants change as we come down the mountain to find a meadow blooming beside a loch and an herb hedge around a garden with vegetables including carrots, radish, beetroot and lettuce and edible flowers.



Pupils grew as many of their plants as possible in the school garden and greenhouse and sourced any specialist plants they required from local nurseries. They make their own compost at the school and used this as their growing medium.

The mountain was constructed from reused polystyrene painted to resemble rocks, with planting pockets for alpine plants. The waterfall and stream are fed from a reservoir below the mountain and a solar powered pump circulates the water.

After the waterfall, the stream meanders down the hillside eventually ending in a loch. The stream passes through a mixed forest of native trees, wild flower meadow and a garden bordered by herb hedging.



The trees are all seedlings grown at the school. In the garden, one plot contains vegetables and the other edible flowers.

All planting is done in reused containers and the whole garden was built in sections for ease of transport. Pupils made minibeasts from reused materials to attract the real thing.

To the right is the original garden design sent in by pupils.



# Ardeer Primary School



This Pocket Garden is a **Coastal Garden**. With an 18,000km long coastline and more than 790 islands, Scotland has lots of different types of habitat along its shores including the machair - a blend of coastal habitat, people and grazing livestock unique to Scotland and Northern Ireland. Coastal gardens can show the transitions between land and sea, fresh and salt water, calm or stormy seas. As well the machair, you can find sand dunes, mudflats, cliffs, saltmarsh and saline lagoon, each adapted to the challenges of coastal life and strong salty winds. Coastal garden inspiration [here](#).

This garden is growing its own ingredients for a tasty fish supper. There's potatoes for chips, tomatoes for ketchup, onions for pickling and peas! Marram grass like that found on the coast beside the school forms a garden border and wildlife friendly flowers bring the colours of sun and sea.



Reused spades make good labels



Tasty menu



Photos tell the garden's story

Buckets and spades found on a beach clean decorate the garden and hold plants. The story of how the garden was built is told in pictures along the side of the base, which is made from reclaimed wood.

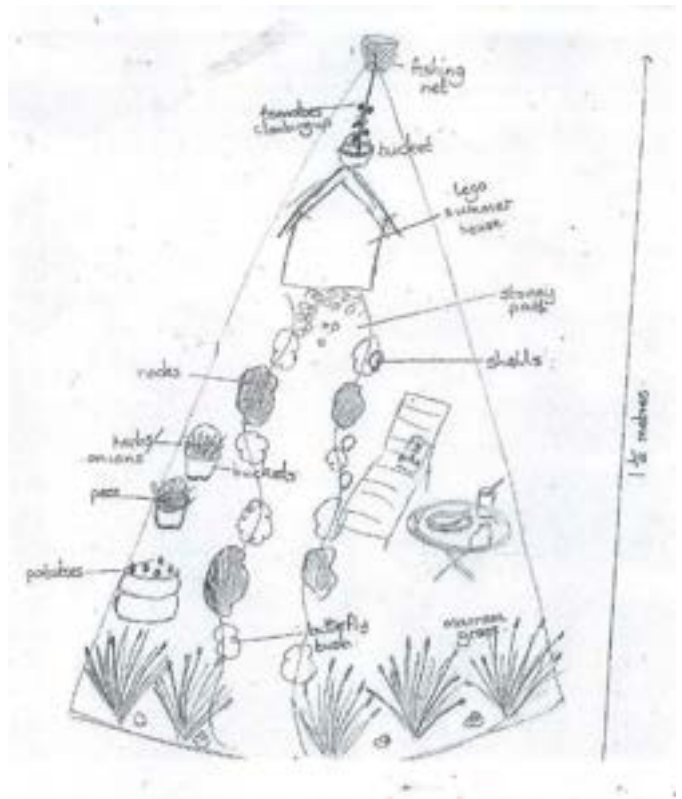
All the plants in this garden can be used to make a tasty fish supper. There's peas for making mushy peas, potatoes grown in the school garden for chips, onions for pickling and tomatoes to make ketchup.

There are also wildflowers for butterflies and bees that remind pupils of the colours of the coast.

The back of the garden is bordered by Marram grass that will be transplanted at a nearby beach to help prevent erosion of the coastline beside the school.

The grass is planted in a fish box that was found on one of many Clean Ups pupils have undertaken along the shore.

Thanks to a donated greenhouse, pupils have been able to start growing their own produce at school for the first time. This garden features their first crop of potatoes.





# Arnhall Day Nursery



This Pocket Garden is a **Rain Garden**. A rain garden is an area of plants designed to hold rainfall, then slowly release it, helping to reduce the severity of flooding. Rain gardens filter the water naturally through their plants, soil and gravel. This filtered, clean water then flows more slowly to our rivers and streams. Any way of temporarily holding rain can be a rain garden, like a planter box that sits below a downpipe. Ideas about how to grow a rain garden [can be found here](#).

Based on one of the children's favourite nursery rhymes, about a spider that was washed down the rain pipe, this rain garden is made from reused materials, and has gravel under the soil to catch and filter rainwater.

The nursery itself is here, complete with a rain garden to catch and slow heavy rainfall and one of the children's favourite nursery rhyme characters. Who is it? There's a waterspout!

Children at Arnhall Nursery built their garden using an old piece of drainpipe, some scrap wood and plants they grew in their polytunnel.

Materials were donated by parents after children wrote a letter asking for materials. A few parents brought in wood to reuse as well as stones to add to the base. The base of the garden is made of layers of gravel and soil to filter rainwater.

An old planter sits at the front of the garden to collect water filtered through these layers.



Building with scrap wood



Painting in nursery colours



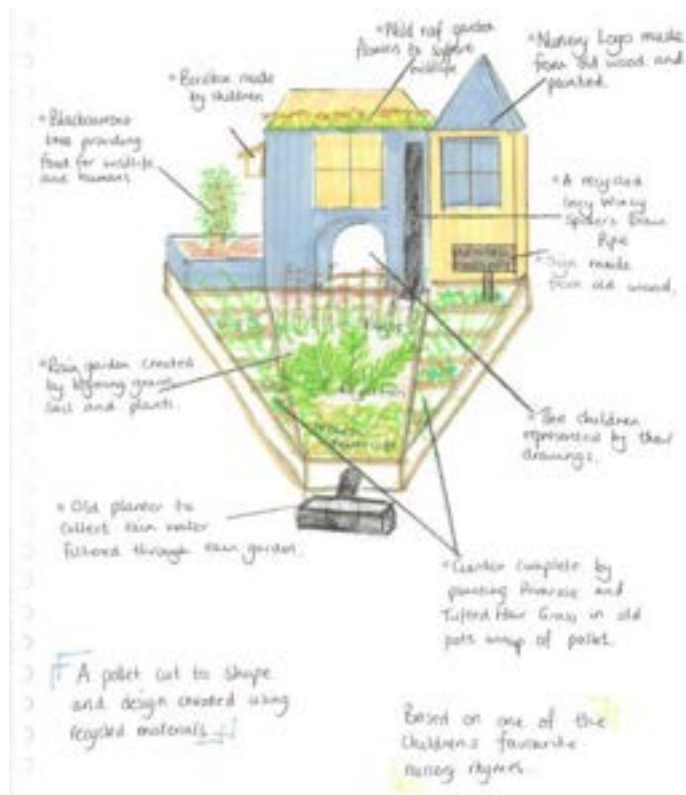
Tins used for planting

Tins have been used to hold primrose and tufted hair grass, and there is a sign made from repurposed wood.

There is a blackcurrant tree to provide food, and the garden is planted with layers of royal fern, meadow buttercup and bugle. For wildlife, there is a birdbox made by the children hanging on the side of the building.

All the plants were grown by the children in the nursery polytunnel. Children were able to build their garden with help from adults and then painted it in the nursery colours.

Below you can see the original design entry from Arnhall Nursery on the left, and the finished garden displayed at Gardening Scotland along with nursery staff and one of the youngest participants on the right.





# Bishopton Primary School



This Pocket Garden is a **Wetland or Fresh Water Margin Garden**. These designs are inspired by the flowing water of a torrential mountain burn, the still waters of our lochs and lochans or Scotland's wetlands where the ground holds the water like a sponge in bogs, fens, marshes and wetland meadows. Wetlands help to filter and clean our fresh water, reduce flooding and store huge amounts of carbon as well as supporting wildlife.

The organic garden here is a sanctuary for wildlife and plants that do best in damp conditions. Bishopton Primary P3 pupils are very enthusiastic about sustainability. Their garden celebrates the soil, biodiversity, organic food growing and life-bringing water. The ground may be wet but there's plentiful food and wildlife as well people living well in this landscape.

Pupils say: "Frogs can find a home here and they will eat up the slugs so they are kept away from the food for people".





Pupils at Bishopton Primary are passionate about sustainability and Primary 3 have been learning how to reduce, reuse, re-purpose and recycle. They decided to enter the pocket picnic garden competition after spending a lot of time discussing the impact their actions can have on the environment - positive as well as negative.

This organic garden is built using old pallets to construct the base and the back.

Plant pots have been tied to the pallet with reused rope for trailing plants and there is a trellis made from bamboo canes for climbing plants to give the garden some height. The back of the garden has space for hanging baskets full of flowers.

There is a waterwheel made from reused plates and cups.



Bee Organic!



Reused pallets and hanging plants



Bottles cut into plant pots

Plastic bottles have been cut and used as plant pots along the sides of the garden full of plants to attract bees and butterflies and an old welly boot has been used to plant strawberries for eating later.

Bees coloured by pupils decorate the sides of the garden, and the message Bee Organic painted along the side of the base to encourage everyone to plant for pollinators.

Pupils studied the Global Goals and explored a variety of concepts and ideas before working in groups to create their final designs based entirely on their ideas of how to think global but act local. The final design submitted focused on how to support living creatures in the environment as well as how to grow sustainable food sources.

The design was created with help from the local community and support from pupils' families and planting advice from Bishopton's own resident garden helper, Mr Scott, who showed pupils which type of plants to grow. Pupils tell us that they thoroughly enjoyed building, painting and decorating their garden and watching it come together.

Pupils are overjoyed that they have brought their design to life and are delighted to have been selected to display their finished garden at Gardening Scotland.

Below is the original design entry created by P3 pupils.





# Bun-Sgoil Stafainn

Winner: 2019 Best Garden, One Planet Picnic Theme



This Pocket Garden is a **Wetland or Fresh Water Margin Garden**. These designs are inspired by the flowing water of a torrential mountain burn, the still waters of our lochs and lochans or Scotland's wetlands where the ground holds the water like a sponge in bogs, fens, marshes and wetland meadows. Wetlands help to filter and clean our fresh water, reduce flooding and store huge amounts of carbon as well as supporting wildlife.

This Wetland of Wonder garden is inspired by the Stenscholl Common Grazing wetland beside the school. A raised bed to represent the Trotternish hills hosts a potager garden. Below are the heathers and grasses of the common grazing, lochans and a reed bed and wetland wildlife.



Pupils had had an excellent start to their Pocket Garden this year with wonderful weather for planting seeds and getting them growing in the school's polytunnel.

The new shape was an interesting challenge especially since their teacher asked them to make an actual size plan of it using cardboard to get an idea of how much space they had for planting. Pupils constructed the actual raised beds with their headteacher's husband in the middle of May.

In order to learn more about local plants and wildlife to decide what to plant in their Pocket Garden, pupils took a walk through a local wetland area spotting different wild plants and little creatures. They found bog cotton, and had a minibeast hunt in the peat. Unfortunately the day they chose for their walk was cold and they got caught in several hail showers, but their plants were safe in the school polytunnel!



Measuring



Planning



How high will it be?

The garden is called Wetland of Wonder, and it is wonderful: from the reed beds that filter and clean water, and the carbon locked up in the peat to the grasses of the common grazing beside the school. A potager garden helps resolve the problem of growing vegetables in wet and soggy ground. Pupils have learned a great deal about the challenges of growing in a wet, windy and exposed place. Here is the original design sent in by pupils in P5-7.





The built garden is layered with plants and mosses and is built to model a well loved wetland near the school full of nesting birds like Curlew, Corncrake and Skylark. At the top of the garden is a potage garden where flowers and vegetables are grown together.

At the bottom of the garden is a reed bed to filter water as it flows out to lochs and lochans. There is a Willow tree, which loves the wet soil and provides an early pollen source, and an Alder tree which puts nitrogen into the soil.



The bottom raised bed is also full of mosses which thrive in a wet habitat.

If you look closely, you can see fimo clay bees and dragonflies made by a P5 pupil hidden among the moss - tha e iongantach!



Fimo clay bee and (living) fly



Garden story in raindrops



Dragonfly

# Carluke High School



This Pocket Garden is a **Wetland or Fresh Water Margin Garden**. These designs are inspired by the flowing water of a torrential mountain burn, the still waters of our lochs and lochans or Scotland's wetlands where the ground holds the water like a sponge in bogs, fens, marshes and wetland meadows. Wetlands help to filter and clean our fresh water, reduce flooding and store huge amounts of carbon as well as supporting wildlife.

This celebration of the life that thrives in wetlands showcases the plants and wildlife of a raised bog, a wetland pool and wetland meadow. It carries a strong message about climate change too and the important role of our wetlands as carbon sinks.



This garden celebrates the biodiversity in various Scottish wetlands. The edges of a swampy pool become wetland bog and wetland meadow, bursting with wildlife. The sphagnum moss reminds us of the role of wetlands as important stores of carbon.



To the right is the original design sent in by pupils in the Eco-Committee at Carlisle High School. They were inspired by World Wetlands Day to create their garden design celebrating the biodiversity and ecosystems of wetlands.

In the middle of the garden is a pond, surrounded by a wetland meadow and a wetland bog.

To the back of the garden is a wetland meadow full of plants like Meadowsweet, Reed Canary Grass, and ferns that depend on continuous rainfall to grow.

The front of the garden is a wetland bog that acts as a carbon sink to mitigate the effects of climate change. In this area are Sphagnum Moss, Heather and Sedge.



Pupils spent a lot of time learning about the different kinds of wildlife supported in each of the habitats in their garden.

Around the pond is a water margin area home to Marsh Marigold and algae, perfect for frogs, insects and Kingfishers.

The back of the garden is made from a reclaimed pallet. Plastic bottles have been attached to the pallet to provide space for plants.

There are birds and insects made from reused materials including a brilliant Kingfisher made from a milk jug. Can you spot the Otter hiding in the grass?









# Corsehill Primary School



This Pocket Garden is a **Rain Garden**. A rain garden is an area of plants designed to hold rainfall, then slowly release it, helping to reduce the severity of flooding. Rain gardens filter the water naturally through their plants, soil and gravel. This filtered, clean water then flows more slowly to our rivers and streams. Any way of temporarily holding rain can be a rain garden, like a planter box that sits below a downpipe. Ideas about how to grow a rain garden [can be found here](#).

This garden has clever dual-purpose ideas. Above ground, a water wheel generates electricity while watering the veg patch. Below ground the soil is layered to let water filter through it and deep rooting plants are grown there to drink it up.



Clear panel shows layers



Types of plants



Manual water pump

This rain garden system holds water in a barrel and uses its flow when released, to generate power as well as to water the garden. In heavy rain, water is absorbed by layers of compost, soil and sand that allow water to move down into the soil and deep-rooted plants. A clear panel at the back of the garden clearly shows the layers in the soil.

Rainwater is caught in the gutter attached to the little house built from reclaimed wood and flows into the rain barrel. From there a manual pump can be used to spray the stored water onto the plants. The garden supports a number of native plants for pollinators as well as a vegetable patch. Below is the original design sent in by pupils.





# Dunoon Grammar School



This Pocket Garden is a **Coastal Garden**. With an 18,000km long coastline and more than 790 islands, Scotland has lots of different types of habitat along its shores including the machair - a blend of coastal habitat, people and grazing livestock unique to Scotland and Northern Ireland. Coastal gardens can show the transitions between land and sea, fresh and salt water, calm or stormy seas. As well the machair, you can find sand dunes, mudflats, cliffs, saltmarsh and saline lagoon, each adapted to the challenges of coastal life and strong salty winds. Coastal garden inspiration [here](#).

A lighthouse garden by the shore shines a light on the plants and animals of our coasts, using materials found on a beach clean. Follow the path from the lighthouse down to the shore in this coastal garden. Objects found on a real beach have been reused to create the garden features. A foreshore full of coastal plants good for wildlife and people is balanced by a shingle beach with driftwood and seaweed. There's also an inspiring message on the back of the garden.





Reuse Reduce Recycle



Bottle top messages



Save Our Sea

The frame of the garden is made from reclaimed wood, cut to look like the bow of a ship. Inside, is a coastal garden made from objects found on beach cleans. Starting at the lighthouse made from plastic pots, you can see the hill the lighthouse is standing on is made from plant stalks and rocks, with a path made from found tile pieces. Found plant pots full of grasses and flowers line the edges of the garden with rocks for drainage. The cliff edge is made from pieces of wood and bark with piles of shells, beach glass and rocks making up the shore.

There is a piece of netting hanging on the side of the garden and fishing rope along the outside. The outside of the garden asks us to Reuse Reduce and Recycle and Save Our Seas with messages spelled out in bottle tops. There is also bunting made from scrap paper decorating the inside of the garden. If you look closely you can spot a message in a bottle and a secret cave.



Bottle and cave



What creature is this?



Lighthouse garden



Stacked pot  
lighthouse

Pupils broke up pallets to make the base and sides for the garden and planted seeds that wildlife and humans like to eat. They spent a lot of time cleaning the local beach looking for items that might be useful to reuse in the garden. They also wrote letters to ask school staff for plant donations and to local companies for help with transport.

Community members collected plastic bottle tops to make a mural for the side of the garden. Pupils want people to stop plastic ending up in the sea and are very interested in reusing their garden once the display at Gardening Scotland has finished.

One pupil had a great idea to turn the lighthouse into a bug hotel so the group



[illegible]

They looked through all their coastal garden design ideas and chose the most common and best features from each one. Pupils spend time learning about plants that are found in coastal gardens around Scotland. All of this went into the final design that was entered into the competition. The Learning Centre celebrated this work with a display in the corridor for the whole school to see and when pupils found out their design was chosen as one of the winning entries their photograph was put on the school Facebook page and local paper.



### Breaking up pallets

# Families Growing Together

Joint Winner: 2019 My Favourite Garden Public Vote



This Pocket Garden is a **Rain Garden**. A rain garden is an area of plants designed to hold rainfall, then slowly release it, helping to reduce the severity of flooding. Rain gardens filter the water naturally through their plants, soil and gravel. This filtered, clean water then flows more slowly to our rivers and streams. Any way of temporarily holding rain can be a rain garden, like a planter box that sits below a downpipe. Ideas about how to grow a rain garden [can be found here](#).

A garden for holding onto rain, even the scarecrow's hat and hands become water collectors. Wellington boots here are for keeping water in, not out and a leaky hose puts water straight to the roots of the salad crops.



Water made of beads



Frog and gnome



Rain catching roof



The group Families Growing Together is an after-school group for parents and children where children do gardening and craft activities. It takes place mainly at EATS Rosyth Community Garden and Orchard in Rosyth.

This Pocket Garden is full of ways to catch and hold on to rain to reduce flooding. The roof and guttering direct water to a tank and garden features help too. Rain can collect in the scarecrow's hat and hands, in an upside down umbrella, and welly boots too!

All the herbs and wildflowers in the garden were sown in the classroom in the orchard in early March and then grown on in the greenhouse. Children reused a blackboard that made up part of their Pocket Garden in 2018 by scraping off the papier maché covering. The frame was made from some reclaimed timber using a panel saw. Children enjoyed acquiring new skills in learning the use of the saw! Next, children screwed the frame together with a battery drill and painted it to look like a house front.



Scraping



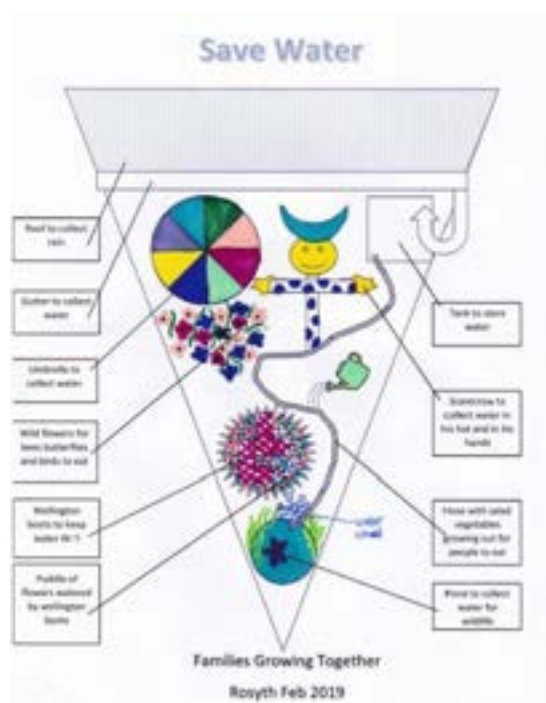
Building



More building



Painting



In the original design, the back of the garden is built to look like a house, with a gutter along the roof to catch rain.

There's a scarecrow in the middle of the garden with his hands and hat turned up to catch rain too. He holds a watering can that has water coming out of it in the form of reused blue beads.

All of the caught rainwater is stored in a tank at the back of the garden and flows out through a perforated hose that leads to a pond for wildlife surrounded by flowers at the front of the garden.

This garden is designed to catch rainwater that the salad crop will slowly use up.

Welly boots are used to hold flowers and keep the water IN rather than OUT.

Salad vegetables fill in the spaces around the scarecrow and if you look closely you can find the gnomes hiding in the flowers!

# Grove Academy

Special Commendation 2019



This Pocket Garden is a **Coastal Garden**. With an 18,000km long coastline and more than 790 islands, Scotland has lots of different types of habitat along its shores including the machair - a blend of coastal habitat, people and grazing livestock unique to Scotland and Northern Ireland. Coastal gardens can show the transitions between land and sea, fresh and salt water, calm or stormy seas. As well the machair, you can find sand dunes, mudflats, cliffs, saltmarsh and saline lagoon, each adapted to the challenges of coastal life and strong salty winds. Coastal garden inspiration [here](#).

This 'Story Boat' garden reminds us of our coastal industry heritage and looks ahead to ways we can take care of our coastal and marine wildlife. On board this SS Alba you'll be transported to the sea among plants of the machair. Lift the sails for a wider seascape.








Lots of facts about the machair and environmental issues affecting it.

This Pocket Garden was designed by an S5 pupil named Natanya, who tells us the story of her design in her own words: "My design combines my favourite memories by the coast and the beauty of the Machair inspired this year's design themes. I've called it *Story Boat*".

I was so excited to discover how Scotland was home to one of the rarest habitats on the planet – coastal machair - and the about the unique species found there. I was also saddened to hear how it is vulnerable to climate change. Unbelievably, I hadn't even heard of the Machair until entering the competition, which got me wondering: "How many people are aware of this precious ecosystem?"



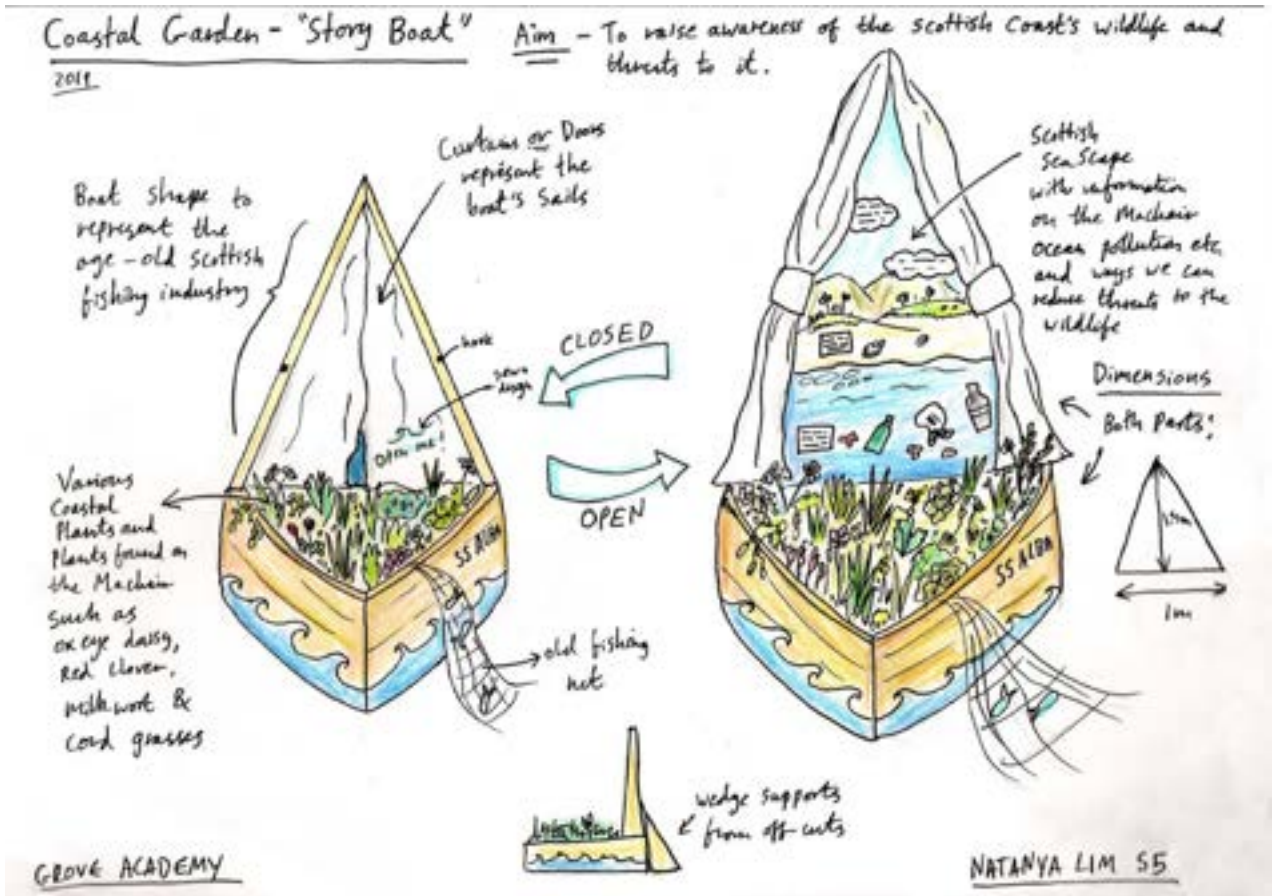
Painting the background



Seascape

I created "Story Boat" to raise awareness of the Machair and the Scottish seas, issues surrounding them, and how we can all help preserve them. This year, one of our challenges was cutting the wood into shape and figuring out how to piece it all together. Thankfully one of our School's Design & Technology teachers Ms McLaren assisted us in working out the framework and helping us cut out the necessary pieces.

Another challenge was finding a time and place to paint the seascape onto the garden's backboard. Ms Holligan kindly opened her back garden (and garage when it rained!) to Natalie, Ruth and I to paint it for an afternoon. We got a great amount of work done in that time thanks to good teamwork, and we're really pleased with the way the seascape turned out. We hope you like it too."





# Hermitage Academy

Winner: 2019 Best Garden for Water



This Pocket Garden is a **Drought Resistant Garden**. Scotland's trend towards drier summers means that our plants may get thirsty. Drought resistant designs look at ways to help the ground hold on to its moisture or feature plants that are adapted to tolerate periods of dry weather through deeper roots or with spiky, hairy or aromatic leaves that help the plant hold on to water. Drought resistant plant lists can be found [here](#).

A garden in praise of compost! Adding organic matter to the soil increases it's ability to hold onto moisture. Lift the lid on this composter to find out more!



Compost in progress



Ladybirds are amazing for the garden

Adding compost to soil helps it to retain moisture. The whole of this Pocket Garden is a compost bin whose walls are planted with Chives (for bees), nettles (for soup) and plants to represent the native landscape of Argyll and Bute.

Senior pupils have each planted a seed to contribute to the garden and provide a reminder of their time at Hermitage Academy. They take it home and nurture it until it is ready to be planted in the garden.

Looking at the top of the garden, you can see that the whole top layer is a lid for the compost bin inside. There are chives planted here which bees love in the summer and are also a tasty herb. The frame is made from reclaimed pallet wood, and the walls of the bin inside are made from corrugated cardboard.



The compost bin has been filled with a mix of garden and food waste ready to turn into new soil. Decorating the outside of the garden are small plaques made from reclaimed wood, with gardening advice on pollinators like ladybirds and butterflies.





# Hillwood Primary School



This Pocket Garden is a **Rain Garden**. A rain garden is an area of plants designed to hold rainfall, then slowly release it, helping to reduce the severity of flooding. Rain gardens filter the water naturally through their plants, soil and gravel. This filtered, clean water then flows more slowly to our rivers and streams. Any way of temporarily holding rain can be a rain garden, like a planter box that sits below a downpipe. Ideas about how to grow a rain garden [can be found here](#).

Bugs will love this garden. There's a sedum roof for food and a bug hotel where they can stay. People will love the carrots and lettuce planted in amongst the wildlife planting and that this rain garden over two levels holds on to rain and reduces flooding.



A garden over two levels, a sedum roof catches and slows rain flow, and a sunken area surrounded by pebbles provides space for water to pool and collect in heavy rain. The bug hotel is raised up to keep their feet out of the water.

The garden base is made from reclaimed wood and filled with soil. Planting is on two levels, with a sedum roof on the top, and the lower garden planted out with flowers interspersed with carrots and lettuce.

A sedum roof is a type of living roof made from vegetation. Sedum is a type of succulent plant that stores water in its leaves and absorbs carbon dioxide at night. Sedum is a hardy, lightweight plant that requires little maintenance when made into a roof and can withstand drought. A living roof has many benefits including absorbing rainwater, providing insulation and creating habitat for wildlife. Since sedum takes time to grow, Hillwood pupils have used moss for the finished build of their garden - great adaptation!

This garden is the perfect habitat for bugs, with three bug hotels made from reused plastic bottles and sticks hanging from the top level.



Sedum roof and bug hotels



Garden base



Setting up at Gardening  
Scotland



# Hutchesons' Grammar School



This Pocket Garden is a **Rain Garden**. A rain garden is an area of plants designed to hold rainfall, then slowly release it, helping to reduce the severity of flooding. Rain gardens filter the water naturally through their plants, soil and gravel. This filtered, clean water then flows more slowly to our rivers and streams. Any way of temporarily holding rain can be a rain garden, like a planter box that sits below a downpipe. Ideas about how to grow a rain garden [can be found here](#).

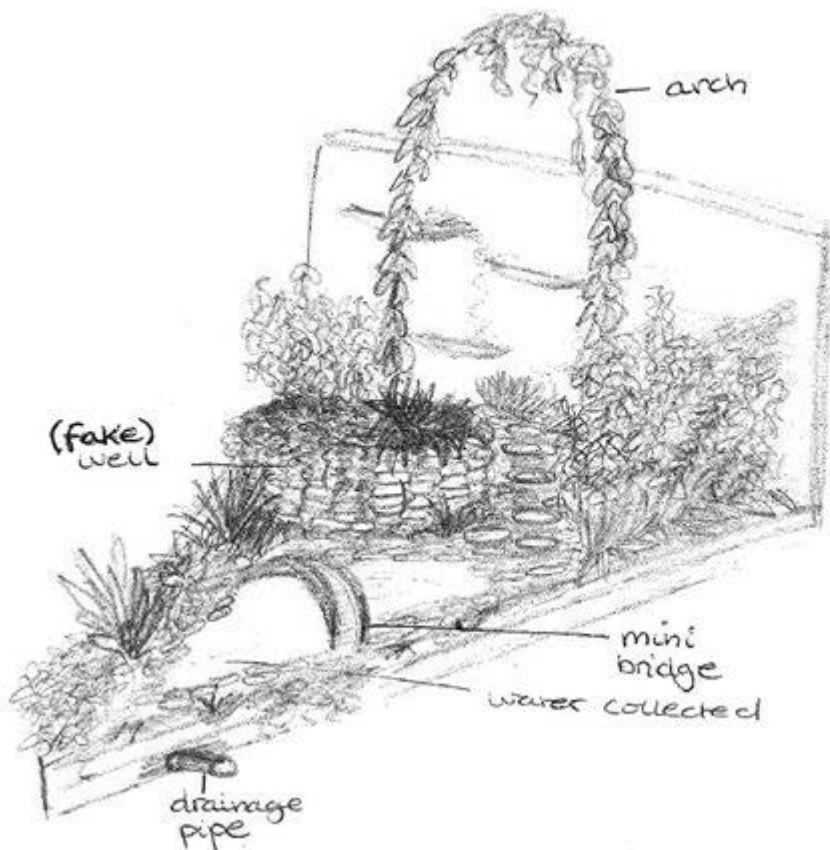
This cottage garden is designed with adaptation in mind. Climate change is bringing more intense rainfall and this garden captures rain and slows it down to help reduce flooding. A clever combination of past, present and future.



A clever cottage garden where an old fashioned water well meets forward thinking rain garden design to slow and filter heavy rainfall. Look out for large pebbles that create an effective splash zone under a down pipe and lush, edible planting.

The frame of the garden is built using reclaimed pallet wood, with a piece of reused drainage pipe to collect rainwater. The garden is layered with soil and gravel for drainage into the leaky pipe buried underneath. Water drains out the front of the garden through a small drainage pipe.

Plants including swamp milkweed, golden creeping Jenny and loosestrife are planted along the front of the garden, with many other colourful flowers planted in reused yogurt pots hanging from the back of the pallet.





# Lauriston Nursery



This Pocket Garden is a **Wetland or Fresh Water Margin Garden**. These designs are inspired by the flowing water of a torrential mountain burn, the still waters of our lochs and lochans or Scotland's wetlands where the ground holds the water like a sponge in bogs, fens, marshes and wetland meadows. Wetlands help to filter and clean our fresh water, reduce flooding and store huge amounts of carbon as well as supporting wildlife.

Inspired by their visits to the children's local park, a waterfall of flowers feeds the burn that runs through it. The burn is bordered by damp loving ferns and fruit trees of the park are also recreated here as well as a mini picnic bench to enjoy the place and food. Here's a miniature version of Pittencrieff Park that the children visited for inspiration. A blue flower waterfall flows into a burn like the one in the park. Plants that thrive in the park and mini versions of favourite features are in this garden too.



The children of Lauriston Nursery Dunfermline worked very hard on creating 'picnic by the Glen', a miniature version of Pittencrieff park as seen through their eyes. A blue flower waterfall flows into a burn like the one in the park. Plants that thrive in the park and mini versions of favourite features are in this garden too. They faced a few difficulties growing their plants due to weather changes, but the children rose to the challenge and adapted their ideas.

Pre-school were actively involved with designing and creating their garden and were very proud of their accomplishments.



Percy the Peacock



Planting in shoe pockets



Photos of garden design

The children chose wetland or freshwater margin garden as their theme for this year's Pocket Garden entry. They wanted to make a miniature version of Pittencrieff Park, also known as the Glen – a local park gifted to the people of Dunfermline by a gentleman called Andrew Carnegie in 1903.

The park is a beautiful open space filled with plants and trees which are native to Scotland which attracts an abundance of wildlife. There are also foreign species planted and cared for in the large Glasshouse. The glasshouse harvests rainwater to help care for the incredible plants within whilst using an energy efficient heating system.

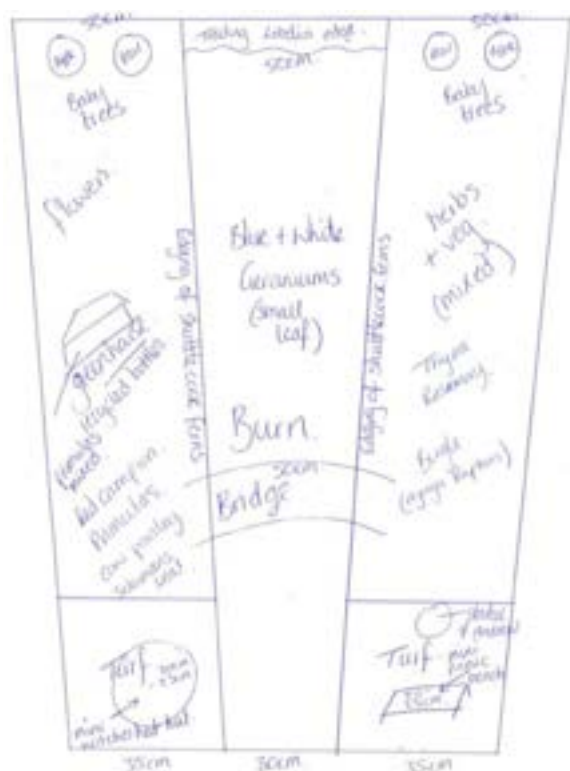
Some children from the preschool room recently visited the Glen to take note of the plant species and wildlife. They found an amazing waterfall which connects to a burn running throughout the Park. It was beautiful. We also went a walk to the witches' hat – a small hut of sorts which overlooks the waterfall.



The children especially loved seeing the variety of wildlife such as squirrels, birds, fish and insects. They got up close and personal with some of the creatures and were lucky enough to feed them, how exciting! They unfortunately didn't spot any peacocks but did however find a stunning sculpture of one which the children have recreated in their Pocket Garden.



Like many of our Pocket Gardens, this one starts with a base made from reclaimed pallet wood. Trailing Lobelia has been planted into baskets hooked onto a piece of pallet used as a backdrop attached to the back of the garden simulating a waterfall. The Lobelia drops to the bottom and links with the 'burn' which runs from the top of the garden to the bottom in the centre. Small leafed Geranium in both white and blue represents the burn. *Geranium* in both white and blue represents the burn.



Either side of the burn is a mix of flowers and herbs grown from seed by preschool children that have been found to be growing and thriving in the Glen. Children grew mixed primulas, red campion, cow parsley, soloman seal, thyme, rosemary, bugle chives, and shuttlecock ferns. These plants are normally in full bloom around June and are found in Pittencrieff Park, grow well in moist conditions and are all either beneficial to humans and/or wildlife.

Crossing the burn is a small DIY bridge made by the children as well as a recreation of the 'witches hat' and a little picnic bench which represents the picnic area of the park. At the top of the garden there are young apple and pear trees to represent the fruit trees planted in the Glen. The children have also hung a bird feeder, a bug hotel and a bird house on the back of the garden to attract wildlife.

At the very front of the garden is a sculpture of Percy the Peacock made by children, and if you look closely you can spot the squirrel hiding in the flowers. The children created their very own 3D model of what they wanted the Pocket Garden to look like as well as the drawn plans by the preschool team.

# Noblehill Primary School

Winner: 2019 Best Garden for Wildlife

Joint Winner: 2019 My Favourite Garden Public Vote



This Pocket Garden is a **Drought Resistant Garden**. Scotland's trend towards drier summers means that our plants may get thirsty. Drought resistant designs look at ways to help the ground hold on to its moisture or feature plants that are adapted to tolerate periods of dry weather through deeper roots or with spiky, hairy or aromatic leaves that help the plant hold on to water. Drought resistant plant lists can be found [here](#).

Creature comforts are satisfied here whether you're a hedgehog, a bee, a bird or a person. This is a park for wildlife that is clever with water, using buried pipes and organic material to retain water in times of drought.





This drought tolerant garden is a miniature park for wildlife. A layer of shredded prunings in the soil helps to hold on to water and release it slowly, also providing nutrients as they rot. Our wildlife friendly garden was designed by Noblehill's P7 class. After deciding on a drought friendly garden, the class did some reading about which plants would be best suited and how to encourage wildlife.

This Pocket Garden was created as part of Noblehill's Wednesday activity afternoons called Nobleskillz. The P7 class were set the task of designing a Pocket Garden and split into four groups. Some of the class researched plants which do well in drought conditions while others looked at plants that attract insects. Some pupils looked up how to build shelters for wildlife while a fourth group drew the designs.



Sun made of buttons



Hedgehog hotel



Line your nest here

Pupils built bug hotels and a hedgehog house for their adopted hedgehogs and have included them in the garden. They have used their own compost made at school and plants either grown from seed or from cuttings taken in the school grounds. All plants and wildlife shelters will be reused within the school grounds once the Pocket Garden display has finished.

On the pallet backboard, you can see bees made by pupils as part of their Be All You Can Be project and a sunshine made from an old ball and yellow buttons.



Bees on the garden backboard



Noblehill's Be All You Can Be project





# Our Lady of the Missions Primary School



This Pocket Garden is a **Wetland or Fresh Water Margin Garden**. These designs are inspired by the flowing water of a torrential mountain burn, the still waters of our lochs and lochans or Scotland's wetlands where the ground holds the water like a sponge in bogs, fens, marshes and wetland meadows. Wetlands help to filter and clean our fresh water, reduce flooding and store huge amounts of carbon as well as supporting wildlife.

The wetlands here are getting a helping hand from a natural engineer. Beavers have made a dam which slows the water and allows it to spread out, providing rare habitat for plants and animals that like to have their feet wet. The stream meanders and its less defined edges allow the area to act as a flood plain.



Beavers have been re-introduced to Scotland and their dam building helps to slow the flow of water, reducing its energy and allowing it to soak into the ground.

The theme is 'beavers playing in a mountain stream'. Pupils formed a group called Guardians of the Garden and designed their garden without any adult input.

They spent three weeks of lunch hours designing the garden and reading about local, seasonal and condition appropriate plants, and beavers which have been reintroduced into Scottish waters.

The Guardians of the Garden then put together their plan using



Meandering stream



Beaver Valley





# Park Primary School



This Pocket Garden is a **Coastal Garden**. With an 18,000km long coastline and more than 790 islands, Scotland has lots of different types of habitat along its shores including the machair - a blend of coastal habitat, people and grazing livestock unique to Scotland and Northern Ireland. Coastal gardens can show the transitions between land and sea, fresh and salt water, calm or stormy seas. As well the machair, you can find sand dunes, mudflats, cliffs, saltmarsh and saline lagoon, each adapted to the challenges of coastal life and strong salty winds. Coastal garden inspiration [here](#).

In this Picnic for All, we see the transition from the sea to the land leading to a local monument, McCaig's Tower, and celebrating the birds that are found here. Local materials are celebrated too - Easdale slate is used to make the tower. This Pocket Garden provides a wildlife friendly, whole meal menu using harvests from the sea, through the shore to the land. Mussels and spring onions, salads, vegetables and seafood, and a dandelion and dill juice all sound delicious!



This Pocket Garden starts with a frame made from reclaimed pallet wood. Plants are piled up in plastic fishing boxes to give the garden height. The back of the garden is a replica of local monument, McCaig's Tower, and is made with Easdale slate. The windows in the tower are made with plastic bottles that are painted with local seabirds to look like stained glass.

The fish hanging from the garden frame are handmade by pupils and filled with lavender. Crab shells and scallop shells decorate the plant boxes.



Wildlife



Lavender fish



Scarecrow

Coming from the coastal town of Oban, Park Primary School is surrounded by the sea. Pupils at the school are extremely proud of the area they belong to and the pupils were keen to demonstrate the beauty Oban has to offer, from iconic monuments, abundance of sea life, luscious fields aplenty, majestic wildlife and rugged mountains.

Primary 7 pupils have been peer gardening with children from our school nursery each week, planting, weeding, growing, collaborating, discussing and learning.

They knew that they could not build this garden by themselves, so they enlisted the help of others. They sought advice from a local artist on how to add more colour into our design and she suggested the children sew fish and stuff them with the relaxing smell of lavender. The hanging fish are to represent the thriving West Coast fishing industry as well as the amazing source of food it provides for all.



Constructing McCaig's Tower



Park Primary Pocket Garden Crew



Sea

- Fish
- Shells
- Mussels
- Sea weed

Sand

- Sea shells

With Flowers

Herb Garden

Garden

- Vegetables
- Herbs
- Flowers

Vegetables

Herbs

Flowers

Sea weed

Machin

Machin

Make a bag bag garden

Make a pot out of recycled tires  
plastic  
= Machin

Vegetables

Herbs

Flowers

Sea weed

Compost from school garden  
It will also be using a wormery

Recycle old plastic for flowers

Recycle old plastic for flowers

Seasonal

not have flowers which will be flowering or ready to harvest in May/June

Shapes and Cuts (flowers) will be made from vegetable matter eg. Ailsa butter

[illegible]

A row of seven arched windows in a stone wall, each containing a different bird illustration: a dark bird, a heron, a penguin, an owl, a toucan, a blue bird, and a hummingbird.

43

# Pinewood School



This Pocket Garden is a **Drought Resistant Garden**. Scotland's trend towards drier summers means that our plants may get thirsty. Drought resistant designs look at ways to help the ground hold on to its moisture or feature plants that are adapted to tolerate periods of dry weather through deeper roots or with spiky, hairy or aromatic leaves that help the plant hold on to water. Drought resistant plant lists can be found [here](#).

Welcome aboard the HSS Hugel-Fountain, an experimental design adapted from Hugelkulture, featuring a water tank filled with rotting logs to create a dilute liquid feed that is pumped directly to the plants. Cutting edge with a nautical flavour, how will she sail?



Group 3, an S2 class, had a great time looking at the principle of Hugelkulture. The group have taken over a large raised bed which continuously loses its soil and compost as it washes away or gets removed when plants are harvested.



They had a large collection of decaying logs and a good understanding of the composting process and why we do it. At the same time, the class was working on a wormery, where liquid feed is produced through composting matter.

Having combined these ideas with the water theme this year, Group 3 constructed triangular water tank filled with some of their waste logs. Rather than covering them with soil, the logs will slowly decay into the water and make a dilute liquid feed for plants.



This water is pumped with a 500lt/minute solar powered pump to circulate to the top, water the plants and back to the tank. Because this is a very wet process the pupils constructing the garden decided to grow onions and garlic as they have lots of experience growing these at school and are comfortable that they can hold up to this cycle.

# Pollok Children's Centre



This Pocket Garden is a **Rain Garden**. A rain garden is an area of plants designed to hold rainfall, then slowly release it, helping to reduce the severity of flooding. Rain gardens filter the water naturally through their plants, soil and gravel. This filtered, clean water then flows more slowly to our rivers and streams. Any way of temporarily holding rain can be a rain garden, like a planter box that sits below a downpipe. Ideas about how to grow a rain garden [can be found here](#).

Minibeasts are welcome in this rain garden also inspired by Incy Wincy spider. You need to dress for the weather and the children know how many welly boots Incy Wincy will need!



Incy wincy



Bug hotel



Life is better in the garden



Children within the nursery Eco-Committee designed this Pocket Garden incorporating their interest for mini beasts. This rain garden aims to reduce severity of flooding whilst providing a natural space for wildlife. Scales to measure the amount of rain means the children can measure and monitor the rain too!

The children used local resources to help them learn about plants that are good for wildlife as well as for inspiration for creating their Pocket Garden. They visited a local garden centre and found lots of information there about plants to attract butterflies and bees. They also visited a local park to see what was growing there to inspire ideas.



The first challenge the children faced was identifying which flowers were best to use to attract butterflies and bees to their garden.

Following their trip to the garden centre they were able to obtain the information they were looking for and help choose flowers for the garden.

They also visited a nearby park called Roukenglen Park and garden centre. Their task as a group was to observe the plants and the flowers which were situated around the grounds, looking at the colours and shapes to choose flowers that could be used in their garden.

They used map skills to find the walled garden and seek inspiration for their own.

Their next adventure was to buy the products required to create the garden. They wrote out a list and made a trip to the garden shop to purchase everything they needed.

They used soil to fill the triangle and placed plants that had previously been grown into their final positions.

# St Peter's Primary School



This Pocket Garden is a **Drought Resistant Garden**. Scotland's trend towards drier summers means that our plants may get thirsty. Drought resistant designs look at ways to help the ground hold on to its moisture or feature plants that are adapted to tolerate periods of dry weather through deeper roots or with spiky, hairy or aromatic leaves that help the plant hold on to water. Drought resistant plant lists can be found [here](#).

A haven for quiet contemplation this garden combines spirals and calming herbs. The scents of chamomile, lavender and thyme combine to create a garden where you can let your worries flow away.



Mini Gabion



Stone spiral



A calming place



Let your worries disappear in this sensory, calming garden. A spiral design of pebbles spins your worries smaller and smaller until they disappear. Planted with Aloe for anxiety, Thyme to turn off the tension, and other edible and pollinator friendly plants, take some time here to unwind.

This garden starts with a base made from reclaimed pallet wood with a miniature gabion at the back. A gabion is a cage filled with rocks or soil used as a retaining wall, dam or temporary flood barrier that is resistant to erosion. Gabions are heavy and so resist being moved by heavy flood water, and will also help to slow the speed of flowing water.



In the original design this gabion wall is topped with sedum, a succulent plant that is drought resistant and beneficial to insects. The base of the garden is filled with soil topped with gravel for good drainage.

The pebbles in the middle of the garden are arranged in a spiral shape for pupils to spin their worries into smaller and smaller sizes until they disappear into the well in the centre. Lavender borders the spiral at the back of the garden bringing a calming scent.

# Renfrew High School



This Pocket Garden is a **Drought Resistant Garden**. Scotland's trend towards drier summers means that our plants may get thirsty. Drought resistant designs look at ways to help the ground hold on to its moisture or feature plants that are adapted to tolerate periods of dry weather through deeper roots or with spiky, hairy or aromatic leaves that help the plant hold on to water. Drought resistant plant lists can be found [here](#).

A geometric design featuring triangular islands and small canals of shallow water, reminiscent of the paradise or Mughal gardens of the Middle East



The strong geometric design threaded with channels of water reminds us of Islamic paradise gardens that were a respite from the heat and desert. Fruits, flowers and vegetables provide colour and scent. Imagine the soft rippling sound of water and relax.

This garden starts with a base made from reclaimed pallet wood, and a trellis for a backdrop. Plants are arranged in small triangles within the triangular shape of the garden base. We can see flowers for pollinators as well as Rosemary and Fennel for people. If you look closely you can spot a pug hiding in the plants! There's a bug hotel hanging on the back of the garden as well as a bucket for catching rainwater that tips when it gets full.





Space for pollinators



Spot the pug!



At Gardening Scotland



Setting up



Building the garden



# Whinhill Primary School



This Pocket Garden is a **Coastal Garden**. With an 18,000km long coastline and more than 790 islands, Scotland has lots of different types of habitat along its shores including the machair - a blend of coastal habitat, people and grazing livestock unique to Scotland and Northern Ireland. Coastal gardens can show the transitions between land and sea, fresh and salt water, calm or stormy seas. As well the machair, you can find sand dunes, mudflats, cliffs, saltmarsh and saline lagoon, each adapted to the challenges of coastal life and strong salty winds. Coastal garden inspiration [here](#).



Pupils at Whinhill Primary School chose the Coastal garden theme as they live so near the sea and are all now so aware of the danger to marine life posed by plastic in the oceans. The Gaelic P1-3 love gardening at Whinhill, where they are lucky to have grounds with both cultivated beds and areas left to wildflowers.



Model steamer



Bird feeders



The Comet



They planted seeds that remind them of the colours of the shore – flowers such as yellow Marigolds, white Alyssum and blue Borage, which will also be enjoyed by butterflies and bees.

Plants were all grown at the school and came on well, and pupils learned how to pot up them up as they grew bigger. For a time they weren't sure if the plants would be ready for Gardening Scotland at the end of May so had alternative established plants in the school garden that could be used instead.



Pupils wanted to tie in their local heritage to the coastal theme. It is the Bicentenary of the death of James Watt, so they thought of making models of steamships built in Greenock and of the clock-tower at Customhouse Quay to highlight those links.

After the show pupils plan to bring their Pocket Garden home and reconstruct it in the school grounds for everyone to see. They now also have an absolute bounty of seedlings to plant round the school, because they germinated so many in hopes of some of them being ready for the end of May!

Message from Whinhill pupils: it is **Time** we all looked after our planet (Clocktower and thyme plants) and that we need to be **Inventive** in our solutions to climate change (James Watt).



We support the Sustainable Development Goals.

Keep Scotland Beautiful is your charity for  
Scotland's environment. We work with you to help  
combat climate change, tackle litter and waste,  
restore nature and biodiversity and improve places.



T: 01786 471333 E: [info@keepscotlandbeautiful.org](mailto:info@keepscotlandbeautiful.org)



[www.keepscotlandbeautiful.org](http://www.keepscotlandbeautiful.org)

